

# **Saturn<sup>®</sup>**

**ST-AH2108**

**AIR HUMIDIFIER**



GB

## AIR HUMIDIFIER

Dear Buyer!  
We congratulate you on having bought the device under trade name "Saturn". We are sure that our devices will become faithful and reliable assistance in your housekeeping.

Avoid extreme temperature changes. Rapid temperature change (e.g. when the unit is moved from freezing temperature to a warm room) may cause condensation inside the unit and a malfunction when it is switched on. In this case leave the unit at room temperature for at least 1.5 hours before switching it on. If the unit has been in transit, leave it indoors for at least 1.5 hours before starting operation.

Read and save these important instructions.

### CONSUMER SAFETY INFORMATION

WHEN USING ELECTRICAL APPLIANCES, BASIC SAFETY PRECAUTIONS SHOULD ALWAYS BE FOLLOWED TO REDUCE THE RISK OF FIRE, ELECTRIC SHOCK, AND INJURY TO PERSONS, INCLUDING THE FOLLOWING:

1. Check the household voltage to ensure it matches the units rated specification before operating.
2. Children should be supervised to ensure that they do not play with the appliance.
3. DO NOT ALLOW CHILDREN TO PLAY WITH ANY PRODUCT PACKAGING, SUCH AS PLASTIC BAGS.
4. To avoid fire hazard, NEVER put the cord under rugs, near heat registers, radiator, stoves, or heaters.
5. DO NOT place humidifier near heat sources such as stoves, radiators, and heaters. Do locate your humidifier on an inside wall near an electrical outlet. The humidifier should be at least 10cm away from the wall for best results.

6. Do not attempt to refill humidifier without unplugging the unit from electrical outlet first.
7. Never place anything over moisture outlet when the unit is running.
8. DO NOT operate any appliance with a damaged cord or plug, after the appliance malfunctions, or if it has been dropped or damaged in any manner. Return appliance to manufacturer for examination, electrical or mechanical adjustment, or repair.
9. Use appliance only for intended household use. DO NOT use outdoors.
10. Always place humidifier on a firm, flat, level surface at least 60cm away from the floor.
11. DO NOT allow the moisture outlet to face the wall directly.
12. Humidifier should be unplugged when not in use.
13. NEVER tilt, move, or attempt to empty unit while it is operating.
14. Shut off and unplug before removing the water tank and moving the unit.
15. DO NOT attempt to repair or adjust any electrical or mechanical functions of this unit. Doing so will void your warranty. The inside of the unit contains no user serviceable parts. All servicing should be performed by qualified personnel only.
16. Do not plug in the cord with wet hands: electric shock could result.
17. NEVER use detergents, gasoline, glass cleaner, furniture polish, and paint thinner, or other household solvents to clean any part of the humidifier.
18. Do not pour water in any openings other than the water tank.
19. Excessive humidity in a room can cause water condensation on windows and some furniture. If this happens, turn the humidifier OFF.
20. Never place housing under water

flow or immerse in liquids.

21. This appliance is not intended for use by persons with reduced physical, sensory or mental capabilities, or lack of experience and knowledge, unless they have been given supervision or instruction concerning use of the appliance by a person responsible for their safety. Not recommended to be used by children under 14 years old.
22. Service life – 2 years.

**SPECIAL NOTE FOR Consumer USE**

-Evaporators should only be operated with the hygrostat control to avoid an over humidification of residential rooms.

-Recommendation: 40 – 50 % relative humidity. Excessive humidity of the air can damage the home and cause health problems.

- The appliance may only be set up on water and moisture-proof flooring materials (spilling some drops of water is unavoidable when the content of the tank is changed).

- The plastic of the water tank ages and may become leaky. The tank must be replaced after 3 years of use.

- With each and every change of tank content, completely remove residual water from the equipment.

- To prevent nucleation, remove residual water from the equipment and water tank every time after three days of use.


**MAIN FEATURES**

- Innovative flat design to save space
- Japanese technology for better quality level
- Pre-heating the water to eliminate bacteria and viruses in the water.
- Auto/Adjustable humidistat to remain the relative humidity selected
- Advanced soft touch technology for better performance
- Blue night light for emotion release or baby care
- Remote control for easy use
- 3 moisture controls and 12 timer settings
- Built-in ionizer for healthy care
- Automatically stops working when water tank is empty
- Double mist outlet for faster humidity.

**PRE-OPERATING INSTRUCTIONS**

1. Be sure the humidifier is OFF and disconnected from the electrical outlet.
2. Place the humidifier on a flat surface, about 60cm away from the floor and 10cm away from the wall. We recommend you not to place the humidifier on important furniture.
3. Filling the water tank instructions
  - Remove the water tank and lifting straight upward. (See figure 1)
  - Twist off the tank cap located on the bottom of the tank by turning counter clockwise and fill the water tank with cool, fresh water. Do not fill with warm water as this may cause leaking.
  - After filling the tank, replace the tank cap by firmly turning clockwise and then replace the water tank on the base. The tank will immediately begin to empty into the base.
4. Plug the power cord into a rated electrical outlet.

**OPERATING INSTRUCTIONS**



- A) ON/OFF switch  
Press Button A to turn the humidifier ON and OFF.
- B) Warm Mist / Night Light/ Ionizer  
-1st press: Warm Mist ON, Night Light OFF and Ionizer ON  
-2nd press: Warm Mist OFF, Night Light ON and Ionizer ON  
-3rd Press: Warm mist ON, Night Light OFF and Ionizer OFF  
-4th Press: Warm Mist OFF, Night Light OFF AND Ionizer OFF  
The default setting is Warm Mist ON and Night Light ON, the humidifier will come back to default setting after the above 4th press.
- C) Auto Humidistat  
Press Button C to activate the

automatic humidity function, then the ideal humidity of 55% is maintained. When the humidity level in the room is less than the auto humidity level (55%), the humidifier will continue to produce moisture automatically. Once the room level is met, the humidifier will turn itself off.

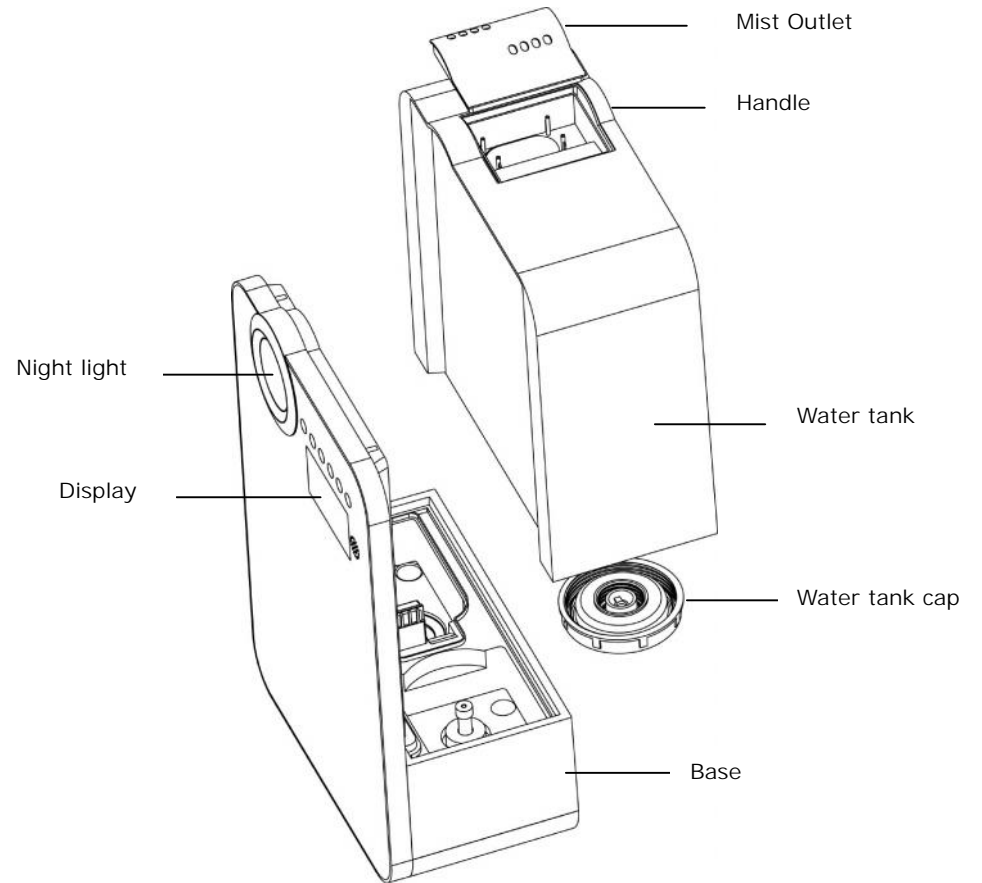
D) Timer setting  
Press Button D to determine the operating time, it can be regulated between 1 and 12 hours or for continuous operation.

E) Set humidity  
Set the desired humidity in % by pressing Button E. We recommend a relative humidity of between 40% and

75%. The appliance can be regulated from 40% to 75%. If the humidity exceeds the desired setting, the appliance will turn itself off. The appliance will not turn itself off if it has been set for continuous operation ("Co"). The desired value is shown while you are making the selection. After a few seconds, the display automatically switches to the current value.

F) Mist emission setting  
Press the Button F to adjust the low, medial and high mist emission. We recommend to set low mist emission for night use.

**Description**



**CLEANING AND MAINTENANCE INSTRUCTIONS**

In the winter, the lack of humidity can dry out your skin and cause irritated nasal, frequent colds, sore throats and etc. Humidifiers provide relative humidity to protect our health. To get the most of the benefit from the humidifier and avoid product failure, follow all maintenance instructions carefully. If the recommended care and maintenance guidelines are not followed, micro-organisms may be able to grow in the water within the humidifier.

**DAILY MAINTENANCE**

- Before cleaning, turn the power OFF and unplug the unit from the electrical outlet.
- Lift off the tank and the housing of the humidifier.
- Carry the water tank to a sink, then drain and rinse the water tank thoroughly to remove any sediment and dirt. Wipe clean and dry with a clean soft cloth or paper towel.
- Refill the water tank with cool tap water as instructed in filling the water tank instructions.

**WEEKLY MAINTENANCE**

- Repeat steps 1-3 above.
- Fill one cup of white vinegar (about 200ml) to the basin for about 15 minutes, then wipe off the scale in the basin especially in the transducer with a soft brush.
- Remove the scale and white vinegar solution with a clean soft cloth.

**CAUTION OF MAINTENANCE**

- Make sure main body is never submerged into water.
- Do not use any solvents or aggressive cleaning agents to clean the humidifier.
- Clean the inner parts with a soft cloth.
- Only use the brush to clean the transducer. This should be done once a week.
- Only use the soft-bristle portion of the brush.
- Change the water in the water tank at least once a week if water is standing for more than one week.

**Storing the humidifier**

- Clean the humidifier as described earlier and dry thoroughly.
- Preferably store the humidifier in its original box.
- Avoid high temperatures.

**TROUBLESHOOTING**

If your humidifier is not working correctly please check the following causes:

TROUBLE	PROBABLE CAUSE	SOLUTION
Humidifier does not operate.	Power cable not plugged in.	Plug in power cable.
The power light is on, but there is no mist with wind.	No water in water tank.	Fill tank with water.
The water mist produces an unpleasant smell.	New machine.	Open the water tank and leave it for 12 hours at shady and cool place.
	Dirty water or the water is left in the water tank for too long.	Clean the water tank and change the water.
The power light is on, but the humidifier doesn't work.	Too much water in the water flume.	Pour away some water from the water flume.
The output volume of the mist is low.	The transducer is dirty.	Clean transducer by a soft brush.
	Water is too dirty or water kept too long in the tank.	Clean water tank and change the water.
Abnormal noise.	Resonant in water tank when water is too less.	Fill water into water tank.
	Unit is on an unstable surface.	Move the unit to a stable flat surface.
Very tight tank cap.	Over tightened.	Add liquid soap to cap gasket for ease opening.

**SPECIFICATIONS**

Power 30W (Cool Mist), 100W (Warm Mist)  
 Rated voltage 220-230V  
 Rated current 0.6A  
 Rated frequency 50Hz  
 Moisture capacity 450ml/h (H)  
 Water tank volume 5.0L

**SET**

AIR HUMIDIFIER 1  
 INSTRUCTION MANUAL WITH WARRANTY BOOK 1  
 PACKAGE 1

**ENVIRONMENT FRIENDLY DISPOSAL**



You can help protect the environment! Please remember to respect the local regulations: hand in the non-working electrical equipment to an appropriate waste disposal center. The manufacturer reserves the right to change the specification and design of goods.

**RU**

! 10

"Saturn". 6.

7.

8.

( )

1,5 9.

10.

1,5

11.

12.

40-75%.

13.

14.

(

15.

).

16.

3

17.

3

18.

19.

20.

21.

3  
12

22.

14  
- 2

1.

2.

10

60

•

1).

•

C.

•

(55%).


D.

D

1 12

3.

E.



75%.

40-

40% 75%.



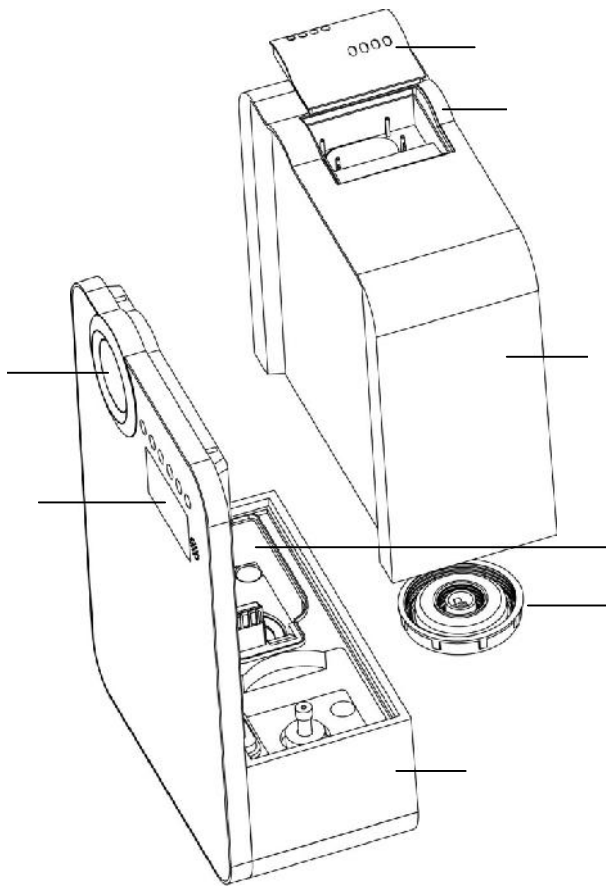
("Co").

F.

F

A.

B.



3.

( 200 )

15

( )

1-

		12

	-	-
	-	-
	-	-

U

"Saturn".

(  
)

1,5

1,5

30 {  
100 }  
220-230  
0.6 A  
50  
5  
450 /  
1  
1  
1



1.

2.

3.

4.

5.

6.

10

7.

8.

9.

(  
)

10.

11.

12.

13.

14.

15.

16.

17.

18.

19.

20.

21.

22.

14

- 2

75%.

40-

60

3

3

• 3

, 12



A.

B.

C.

D.

E.

1.

2.

60

10

1).

3.



(55%).

D

1

12

40-75%.

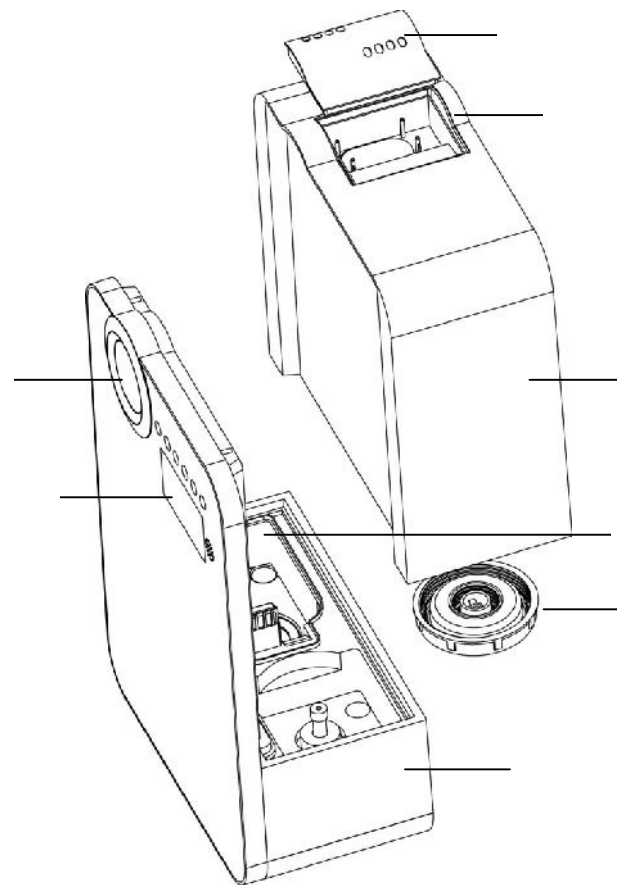
40%

75%.

("Co").

F

F.





( 200 ) 15 1-3.

		12


: 30 ( )  
 100 ( : 220-230 )  
 : 0.6 A  
 : 50  
 : 450 / : 5

1  
 1



# Saturn®

## INTERNATIONAL MANUFACTURER'S WARRANTY

MEZINÁRODNÍ ZÁRUKA

GB

## INTERNATIONAL MANUFACTURER'S WARRANTY

The Warranty is provided for the period of 2 years or more if the Law on User Right of the country where the appliance was bought provides for a greater minimum warranty period.

All terms of warranty comply with to the Law on Protection of the Consumer Rights and are governed by the legislation of the country where the product was bought. The warranty and free of charge repair are provided in any country where the product is delivered to by Saturn Home Appliances or authorized representative thereof, and where no restriction of import or other legal provisions interfere with rendering of warranty services and free of charge repair.

### Cases uncovered by the warranty and free of charge repair:

1. Guarantee coupon is filled in improperly.
2. The product has become inoperable because of the Buyer's nonobservance of the service regulations indicated in the instruction.
3. The product was used for professional, commercial or industrial purposes (except for the models, specially intended for this purpose that is indicated in the instruction).
4. The product has external mechanical damage or damage caused by penetration of the liquid inside, dust, insects and other foreign objects.
5. The product has damages caused by non-observance of the rules of power supply from batteries, mains or accumulators.
6. The product was exposed to opening, repair or modification of design by the persons, unauthorized to repair; independent cleaning of internal mechanisms etc. was made.
7. The product has natural wear of parts with limited service life, expendables etc.
8. The product has deposits of scale inside or outside of fire-bar elements, irrespective of used water quality.
9. The product has damages caused by effect of high (low) temperatures or fire on non-heat resistant parts of the product.
10. The product has damages of accessories and nozzles which are included into the complete set of product shipment (filters, grids, bags, flasks, cups, covers, knives, sealing rings, graters, disks, plates, tubes, hoses, brushes, and also power cords, headphone cords etc.).

**On the warranty service and repair, please contact the authorized service centers of "Saturn Home Appliances".**

**MEZINÁRODNÍ ZÁRUKA**

Záruka se poskytuje na dobu 2 roky. V případě, že Zákon na ochranu spotřebitele dané země stanoví delší dobu, prodlužuje se záruka na tuto dobu.

Veškeré záruční podmínky odpovídají Zákonu o ochraně práv uživatelů a jsou řízeny zákonodárstvím státu, kde byl výrobek koupěn. Záruka a bezplatná oprava se poskytují v každém státě, kam jsou výrobky dodány společností „Saturn Home Appliances“ nebo jejím zplnomocněným zástupcem a kde nejsou žádná omezení na dovoz nebo jiné právní předpisy omezující poskytnutí záručního servisu a bezplatné opravy.

**Případy, na které se záruka a bezplatná oprava nevztahují**

1. Záruční list je vyplněn nesprávně.
2. Výrobek byl poškozen kvůli tomu, že zákazník nesplnil pravidla použití, která jsou uvedena v návodu.
3. Výrobek byl používán k profesionálním, komerčním nebo průmyslovým účelům (kromě modelů speciálně určených pro tyto účely, což je uvedeno v návodu).
4. Výrobek má viditelná mechanická poškození nebo poškození, vyvolaná tím, že se dovnitř dostala tekutina, prach, hmyz a jiné cizí předměty.
5. Výrobek má poškození, která jsou vyvolána nesplněním pravidel napájení od baterií, sítí nebo akumulátorů.
6. Výrobek rozebírali, opravovali nebo modifikovali jeho konstrukci lidé, kteří nebyli zplnomocněni k opravě, bylo provedeno samostatné čištění vnitřních mechanismů a pod.
7. Výrobek má prodlouženou životnost s omezenou dobou použití, spotřebních materiálů atd.
8. Výrobek má vrstvu usazeniny uvnitř nebo zvenku termoelektrických ohřevů, bez ohledu na kvalitu používané vody.
9. Výrobek má poškození, která jsou vyvolána působením vysokých (nízkých) teplot nebo ohněm na termonestabilní části výrobku.
10. Výrobek má poškozené příslušenství a nástavce, které jsou dodány spolu s výrobkem (filtry, sítky, sádky, baňky, mísy, víka, nože, šlehače, struhadla, kotouče, talíře, trubky, hadice, kartáče a také síťové šňůry, sluchátkové šňůry atd.).

**V otázkách záručního servisu a oprav se obraťte na autorizovanou servisní střediska společnosti „Saturn Home Appliances“.**

1. 2
  - 3
  - 4
  - 5
  - 6
  - 7
  - 8
  - 9
  - 10
- «Saturn Home Appliances»

					<b>LCD</b>		
.4	" "	8-988-993-37-78	+		+	+	+
18		8(8553) 32-22-11 8-960-047-22-11	+	+	+	+	+
98	« - »	8(86133) 6-09-84, 8-918-215-57-75	+	+	+	+	+
48, .108	" - "	8(3955) 67-00-44, 8(3955) 56-61-77	+	+	+		+
, .109	-	8(86152)2-81-99	+	+	+	+	+
.1, .1, 12	« -29»	8(8182) 44-15-55	+				
, .47	« »	8(8512)25-19-39 8(8512) 25-12-00	+	+	+		
16, 2 .7	« - »	8(8512) 54-67-67, 8(8512) 54-91-91		+		+	+
.15	« - »	8(85141) 3-61-25	+	+	+	+	+
32		8-927-552-47-21, 8-937-122-13-99				+	+
.113	« »	8(3852) 63-94-02	+		+	+	+
.25		8-905-425-60-4-73	+	+	+		

, .37	-	8(8635) 47-47-72, 8(8635) 47-47-72	+	+	+	+	+
, .63	« - »	8(86155)3-11-00, 8-918-980-64-75	+	+	+	+	+
.84		8(86559) 2-08-02, 8(86559)5-29-71	+	+	+	+	+
, .58	« »	8(8442) 23-41-36, 8(937) 717-93-34	+		+		
, .173	« - »	8(8442) 97-50-10, 8-960-883-59-00			+		
, .4		8(8442) 98-16-47, 8(8442) 53-06-04	+	+	+	+	+
, - ,	« - »	8-961-688-53-48			+		
, .9		8-927-521-52-00			+		+
.32		8-937-722-68-12					+
158		8-937-730-66-03			+		+
		8-904-404-14-55					+
, .12/15	«Master»	8-928-126-63-66	+			+	

77- .65	« »	8(937) 717-93-36	+		+		
.65	« »	8(8172) 70-03-45, 8(8172) 54-21-54	+		+	+	+
.1	« »	8(8172) 52-72-51	+		+		
.46	" "	8(473) 260-09-08, 8(473) 240-57-73	+		+	+	
140/1	-	8(87951) 6-47-93, 8-928-654-28-01			+		
.48	« »	8-962-655-20-00	+	+	+	+	+
.68	« »	8(8313) 21-14-14	+		+		
.54	« »	8(8313) 20-93-00, 8(8313) 20-92-94			+		
.63	" - "	8(84235) 2-86-59, 8(84235) 9-14-64	+		+	+	+
.84	« »	8(86132) 2-11-71, 8(86132) 3-66-02	+	+	+	+	+
.64	" - "	8(343)240-26-60	+		+		
.16	/ " - "	8(343) 201-51-41, 8(343)347-76-83	+	+	+	+	+

47	« »	8(47467) 4-12-08, 8(47467) 4-33-17	+		+		
.45/6	« - »	8(4932) 335185, 8(4932) 335236	+	+	+	+	+
.4	« - »	8(3412) 3079-79, 8(3412)30-83-07	+		+	+	+
.76	« - »	8(3412) 78-76-85, 8(3412) 78-06-64	+		+	+	+
7/1, 301, 307	« - »	8(3412) 44-60-40, 8(3412) 44-60-67			+		
7 ( « » )	« 26» -	8(86545) 2-74-74			+		
.24	« - »	8(8362) 24-11-24, 8(8362) 25-55-40	+	+	+	+	+
.20	« »	8(39520) 65-04-95, 8(39520) 93-16-56	+		+	+	
.24	" "	8(3952) 42-55-76, 8(3952) 78-15-83	+		+		
.38	« »	8(843) 248-71-17, 8(843) 258-85-65	+		+		
.25, .47	« - »	8 (4842) 54-82-22, 8 (4842) 54-83-33	+	+	+	+	+
33	-	8(3439) 39-95-20, 8(34399)34-74-40	+	+	+	+	+

53/2	-	8(3842) 35-39-67	+			+	
.42	« - »	8(8332) 56-25-95, 8(8332) 54-70-77	+		+	+	
, , 9	-	8-988-548-24-36	+	+	+		
5	« - »	8(4942) 300107, 8(4942) 300107	+		+	+	+
, .2,	-	8(86142)4-43-59	+	+	+	+	+
, 3	-	8(861) 267-50-88	+	+	+	+	+
103, .55	« - - »	8(861) 222-64-13, 8(861) 222-85-55, 8-905-408-08-38	+	+	+	+	+
.42/2	-	8-918-041-31-04, 8(86131) 71-2-72			+		+
, .116	-	8(86164) 7-01-22			+		
, .57	" " -	8(86145) 3-78-74	+	+	+	+	+
, .25	« - »	8(86164) 65-4-95, 8-918-355-81-70	+	+		+	+
, .1	-	8(86153) 4-16-70			+		

168	" - "	8(86151) 4-33-54, 8-918-464-00-86	+	+		+	+
1	« - »	8(3912) 93-54-33, 8(3912) 94-52-82	+	+	+	+	+
36- , .37-	« +»	8 (4712) 50-85-90, 8 (4712) 35-04-91	+	+	+	+	
, .2	« - »	8 (86169) 7-39-99, 8(86169) 7-24-96	+	+	+	+	+
.66	" "	8(4742) 33-45-65, 8(4742) 33-45-95	+	+	+	+	+
, .29	« - »	8 (8772) 52-36-90	+	+	+	+	
25	« - »	8 (8772) 55-62-38			+		+
.20	« - »	8( 8722) 93-30-73	+	+	+	+	+
11	« »	8(86385) 2-33-26 8-960-458-07-11	+	+		+	+
, .16, .9	« - »	8 (499) 340-29-89, 8 (499) 733-25-00			+		
1534	« - »	8(499) 717-82-07, 8(499) 717-82-12	+			+	+
( . . )	« »	8(495) 721-30-70, 8(499) 168-05-19, 8(499) 168-47-15	+			+	+

№ 20 (30/05)	« »	8(8552) 359002, 8(8522) 359042	+	+	+		
№ 24	" - "	8(8662) 42- 04-30 8(8662) 42- 12-21	+		+	+	
№ 55	« - »	8(86554) 5- 59-77, 8(86554) 3- 67-57	+	+	+	+	+
№ 9 ( « »)	« »	8(8555) 48- 08-80, 8-917- 906-60-06	+		+	+	+
№ 21	« - »	8(831) 229- 63-66, 8(831) 229-60-87	+		+	+	
№ 18	« - »	8(831) 46-18- 848		+			+
№ 6	« - »	8(831) 46-18- 848		+			+
№ 18	« - »	8 (3843) 20- 31-33	+		+	+	+
№ 14	« - »	8(8617) 63- 11-15, 8(8617) 63- 03-95	+	+	+	+	+
№ 17	" - "	8(383)274- 99-33, 8(383) 274-99-45	+		+		
№ 24		8(86369) 3- 74-75, 8-928- 609-35-85	+	+	+		
№ 4		8 (3532) 36- 87-94	+			+	+
№ 16	« - »	8(3532) 77- 67-64 , 8(3532) 78- 15-82	+	+	+	+	+

№ 130	" - "	8(3812)36- 42-02	+		+	+	+
№ 2	« - +»	8(3537) 33- 84-43, 8(3537) 35- 13-18	+	+	+	+	+
№ 2	« »	8(8412) 26- 09-60, 8(8412) 26- 12-29	+		+	+	+
№ 3	« - »	8 (342) 221- 40-99	+	+	+	+	+
№ 11	« - »	8(8142) 78- 06-93, 8(8142) 70- 65-48	+		+		
№ 11	« - »	8 (8112)-53- 86-30, 8 (8112)-53-86- 50	+		+		
№ 12		8(793) 31-84- 16	+	+	+	+	+
№ 5-13	" "	8(8793) 98- 70-11	+	+	+	+	+
№ 148		8(47396) 48- 911	+	+	+	+	+
№ 37	« - »	8(863) 250- 47-77	+		+		
№ 50-1/52, 55	« »	8 (863) 21- 92-112, 8- 800-100-51- 52	+	+	+	+	+
№ 11 /17		8-906-453- 35-81	+		+		

12	« - »	8(4855) 22-04-77, 8(4855) 25-38-60	+	+	+	+	+
14	" "	8(86370) 2-19-50	+	+	+	+	+
12	" - "	8(4855) 22-04-77, 8(4855) 25-38-60	+	+	+	+	+
21	« - »	8(4855) 24-31-21	+	+	+	+	+
1, 14	« - »	8(4912) 76-88-01, 8(4912) 40-30-30	+	+	+	+	+
42" "	« - »	8(4912) 41-33-02,	+	+	+	+	+
52, 8, 9		8(846) 931-85-46	+	+	+	+	
63	" - "	8(846) 379-54-54	+	+	+	+	+
197	« - XXI»	8(812) 600-11-97	+	+	+	+	
41,	« - »	8(812) 325-36-56, 8(812) 325-36-57	+		+	+	
11, 36	« -95»	8(812) 822-18-00, 8(812) 320-06-61	+				
1	« - »	8(8342) 23-05-91, 8(8342) 47-48-59	+	+	+		

3-	« - »	8(8452) 35-11-80, 8(8452) 55-43-63	+	+	+	+	+
167/1		8-951-522-38-11	+	+	+	+	+
253	« - »	8(496) 547-04-95, 8(496) 549-32-79	+	+		+	+
90	« - »	8 (8622)55-51-19, 8 (8622) 55-01-08	+			+	+
50	« - »	8(8652) 74-01-91	+	+	+		
8/1							
63	« - »	8(8652) 24-30-14, 8(8652) 23-31-81	+	+	+	+	+
15, 21	« - »	8(8652)95-53-68, (8652)95-61-90			+		
1	« - »	8 (4725) 24-62-27, 8 (4725) 24-73-49	+	+	+		
158	« - »	8(3473) 20-12-13, 8(3473) 20-27-70	+			+	+
25	« - »	8(8212) 22-95-29, 8(8212) 29-12-20	+	+	+	+	+
137	« -2000»	8(4752) 56-19-42, 8(4752) 56-19-44	+	+	+	+	+
88/15	-	8-910-834-80-35, 8-952-065-89-10	+			+	



№ 24/2	-	8(86130) 4-86-59, 8-918-147-02-03	+	+	+	+
№ 2/2	"	8(86196) 7-20-53	+	+	+	+
№ 48	« +»	8(8482) 22-72-41, 8(8482) 22-71-85, 8(8482) 61-65-64	+	+	+	+
№ 58	« -2»	8(3822) 56-23-35, 8(3822) 48-08-80	+		+	
№ 137	« -»	8(4872) 31-12-57	+	+	+	+
№ 55	"	8(3452) 47-35-69	+		+	+
№ 28	« »	8(3012) 21-89-63	+		+	+
№ 18, 2	« »	8(8422) 31-00-00	+	+	+	+
№ 16/7	« -»	8(8422) 73-44-22, 8(8422) 73-29-19	+	+	+	+
№ 378	« -»	8(87875) 7-44-82	+	+	+	
№ 148	« -»	8(3472) 77-12-62	+		+	
№ 153, 42, 7	« »	8(347) 279-90-70, 8(347) 241-62-02				+
№ 15	"	8(86391) 2-18-06	+		+	

№ 36	« -»	8(8352) 62-30-97, 8(4942) 63-20-98	+		+	
№ 102 ( )	-	8(351) 772-72-05, 8(351) 772-73-66, 8(351) 772-69-01	+	+	+	+
№ 8 ( )	-	8(351) 239-39-34, 8(351) 239-39-35	+	+	+	+
№ 18	« »	8(8202) 54-31-88	+		+	+
№ 340" "	« -»	8(8782) 27-30-60, 8(8782) 27-70-77	+	+	+	+
№ 48, 11	" ."	8(8782) 25-04-66, 8(8782) 25-19-15	+	+	+	+
№ 1	-	8-904-345-83-18	+	+	+	+
№ 3-21	« -»	8 (84722) 9-52-07, 8-937-469-52-07	+	+	+	+
№ 57	« -»	8(8453) 55-80-89, 8-964-848-45-06	+		+	+
№ 12	« -»	8 (4852) 25-94-83	+		+	

UA

2

«Saturn Home Appliances»

- 1.
- 2.
- 3.
- 4.
- 5.
- 6.
- 7.
- 8.
- 9.
- 10.

«Saturn Home Appliances».

				/	-	-
					-	-

1	,36	Hi-Fi	(064) 424-89-50	+	+	+
2	.14		(065)632 21 83, 050-904-57-17	+	+	+
3	,66		062744-60- 38(39)	+	+	+
4	,49	-	(04563) 633-19	-	+	-
5	.50- ,82	-	(045) 63-68-413	+	+	+
6	,57	-	(041) 43-406-36	+	+	-
7	,43	" "	(0314 1) 43-432	+	+	+
8	,3, .8	-	(044) 332-01-67	+	+	+
9	,42	-	(0432) 46-50-01	+	+	-
10	,61		(0432) 61-95-73	+	+	+
11	,16	-	(0432) 464393; (0432) 468213	+	+	+
12	,3		(0432) 64-24- 57, (0432) 64-26-22	+	+	+
13	,1		(0432) 509-191, 579-191	+	+	+
14	,68, 1 ,420		(0562) 337-574	+	+	+
15	17 .130	-	(056) 778-63-25 (28)	+	+	+
16	,59		(0562) 35-04-09	+	+	+
17	,118		(0562) 67-60-44	+	+	+
18	,41		(056) 790-04-60	+	+	+

19	,9		(068) 851-33-33	+	+	+
20	188		(062) 3450607 0953204451	+	+	+
21	,129	-	(062) 349-26-81	+	+	+
22	,1	-	(062) 3027569 (066)5082652	+	+	+
23	,8	" "	(0412) 471-568	+	+	-
24	,4 .222		(067) 410 2198	+	+	+
25	24	C	(0412) 47-07- 42, 42-11-53	+	+	-
26	,50	-	(061) 220-97-65 (64)	+	+	+
27	,175		(061) 701-65-96	+	+	+
28	,83	-	(061)212-03-03	+	+	+
29	,75		066-085-75-39	+	+	+
30	19		(0342)559-525, 750-777	+	+	+
31	14		(0342) 754737	+	+	-
32	,9	-	096-729- 4038,067-484- 9888	+	+	+
33	,76		(04597) 57393	+	+	-
34	,161	-	(04736) 629-49	+	+	+
35	1	-	(044) 591-11-90	+	+	+

36	,1	" "	(044) 4269198	+	+	-
37	,9 .57	-	(044) 369-5001 (063) 486-6999	+	+	+
38	,10		(06272) 2-62- 23, (050) 279-68-16	+	+	+
39	,1	" "	(0522) 301-456	+	+	+
40	,2		(0522) 35-79-23	+	+	+
41	,98	-	(0522) 270- 345,349-585	+	+	+
42	,13		(097) 264-21- 67, 776-67-70	+	+	+
43	,3, .5	" "	(04142) 5-05-04	+	+	+
44	,15-106		(06264) 5-93-89	+	+	+
45	,7		(050) 526-06-68	+	+	+
46	,44, .1		(05366) 39-192	+	+	-
47	,42		(056) 401-33- 56, 404-00-80, 474-61-03	+	+	+
48	,9		(056) 4092302 03	+	+	+
49	,64/7		(0564) 40-07-79	+	+	+
50	,73	" "	(056) 440-07-64	+	+	+
51	,81		(050) 214-91- 73; (066) 017- 02-03	+	+	+
52	,49	-	(0642) 505-783	+	+	+
53	,50		(0642)50-57-83	+	+	+

54	' ,96 -		(0642) 494-217, 33-11-86	+	+	+
55	' ,1	-	(0332)290752	+	+	+
56	' ,15 -		(032) 244-53-44	+	+	+
57	' 35	" -	(032) 2973631	+	+	+
58	' 2		(032) 247-14-99	+	+	+
59	' ,116	" -	(032) 245-80-52	+	+	-
60	' ,28		(032) 239-51-52 (032) 239-55- 77,295-50-28, 295-50-29	+	+	+
61	' ,9	" "	032-267-63-26	+	+	-
62	' 242		(062)322-55-50	+	+	+
63	' ,2	-	04337- 64847;0432- 468213	+	+	+
64	' ,24/1		(099) 262-11-18	+	+	+
65	' ,46		(03131)37-337, 37-336	+	+	-
66	' .50 ,32/18		(0629) 41-06-50	+	+	+
67	' ,227	" -	(0629) 473-000	+	+	+
68	' ,33,	" "	(0512) 580-555	+	+	+
69	' ,49	" "	0512-58-21-80	+	+	+

70	' ,2		(0512) 58-06-47	+	+	+
71	' ,62	-	(05662) 22-488, (097) 402-71-95	+	+	-
72	' ,97, .2	" , - "	(05662) 4-15-03	+	+	-
73	' 38		(055) 497-26-17	+	+	-
74	' ,38	" "	(041)4152010	+	+	-
75	' 66 ( 2)		048-7317704; 7317703;	+	+	+
76	' 90		(048) 700 17 37	+	+	+
77	' ,55	" "	(048) 715-10- 25, (0482) 39- 06-18	+	+	+
78	' ,67	" "	8(05632) 6-15- 54, (05632) 6- 23-42	+	+	-
79	' ,26		050-013-72-17, 0532-509889	+	+	+
80	' 14		(0532) 69-42-62	+	+	+
81	' 21	-	(0532) 69-09-46 (093)562-81-25	+	+	+
82	' 66	-	(0532)615-621	+	+	+
83	' ,371	-	(04637)53-982 (093)753-38-28	+	+	+
84	' ,101/1		(046) 3738595	+	+	+
85	' ,12	-	(0362) 26-67- 53,26-65-85	+	+	-

86	, , 26		(0692) 55-56-43, 45-36-99	+	+	+
87	, 72	-	(0652)-69-07-78	+	+	+
88	, 17/1	" - "	(0652) 522-771	+	+	+
89	, 32	-	(04733)-46-182	+	+	-
90	15 ( , . )		(06444)40289	+	+	+
91	, 171 /10	-	(245) 53-136	+	+	+
92	, 19		(0542) 705-296	+	+	-
93	, 17	SLT- Service	(0542) 78-10-13	+	+	+
94	, 2	" "	(0352) 26-30-13, 23-17-97	+	+	-
95	, 1/24	" "	(047) 44-46-614,(047) 44-46-134	+	+	+
96	, 101		(0312) 661-297	+	+	+
97	, 12		(057) 717-13-39, 702-16-20	+	+	+
98	, 3		(057) 734-97-24, 712-51-81	+	+	-
99	18 ( , - 42 )	" "	(096) 595-37-46	+	+	+
100	, 1		(03142) 42-258	+	+	+
101	, 5	-	(0552) 29-60-42	+	+	+
102	, 28		(0552) 43-40-33	+	+	+
103	, 35		(0552) 420-235	-	-	+

104	, 18		(0382)78-37-55, 78-37-73	+	+	+
105	, 10/1	-	(0382) 723-241, 723-240	+	+	+
106	, 63		097-549-20-36	+	+	+
107	, 7, . 301		0472-633-728	+	+	+
108	, 71	-	(0472) 435-389	+	+	+
109	146, . 102	" - "	(0472) 563-478, 500-354, (096) 505-63-63	+	+	+
110	, . 77- , 1		(0462) 601585	+	+	+
111	, 6		(0462) 724872,724949	+	+	+
112	, 105 ( )		(0372) 55-48-69,90-13-11	+	+	+
113	, 265		(0372) 58-43-01	+	+	+
114	, 3	" - "	(050) 373-73-71	+	+	+
115	, 5 ( . )		(050) 324-43-01	+	+	-

GB

WARRANTY COUPON

When purchasing the product, please require its checking before you; BE SURE that the goods sold to you, are functional and complete and that the warranty coupon is filled in correctly.

This warranty coupon confirms the absence of any defects in the product you purchased and provides for free of charge repair of the product failed through the fault of the manufacturer throughout the period of warranty service and free of charge repair.

Failing the presentation of this coupon, in case of its improper filling in, infringement of factory seals (if any), and also in cases indicated in the warranty obligations, the claims are not accepted, and no warranty service and free of charge repair is made! The warranty coupon is valid only in the original copy with the stamp of trading organization, signature of the seller, date of sale and signature of the buyer.

CZ

ZÁRUČNÍ LIST

Při koupi výrobku žádejte o jeho vyzkoušení ve Vaší přítomnosti, PŘESVĚDČTE SE, že Vám prodaný výrobek je dobře fungující a kompletní a že záruční list je vyplněn správně.

Tento záruční list potvrzuje, že na Vámi koupeném výrobku nejsou žádné vady a zajišťuje bezplatnou opravu nefungujícího přístroje z viny výrobce, během celé záruční doby.

Bez předložení tohoto listu, při jeho nesprávném vyplnění, porušení plomb výrobce (jsou-li na výrobku) a také v případech, které jsou uvedené v záručním listě, nároky se nepřijímají a záruční oprava se neprovádí! Záruční list je platný jenom jako originál s razítkem obchodní organizace, podpisem prodávatele, termínem prodeje a podpisem zákazníka.

RU

UA

# Saturn®

WARRANTY COUPON

ZÁRU NÍ LIST

SATURN HOME APPLIANCES S.R.O. KON VOVA 141, 13083  
PRAHA 3 – ŽIŽKOV, ES KÁ REPUBLIKA, TEL: + 4202/ 67 108 392

Model /

Production number/Výrobní íslo/  
/

Date of sell/Termín prodeje/ / ,

Shop stamp/Razítko obchodu/ /

Seller's signature/Podpis prodava e/ /

Buyer's Signature confirming the acquaintance and consent with conditions of free of charge maintenance service of the product, and absence of the complaints on appearance and color of the product.  
Podpis zákazníka, potvrzující seznámení a souhlas s podmínkami bezplatného záru ního servisu výrobku, a také neexistence nárok na vn jšek a barvu výrobku.

<b>Saturn®</b> Model / / ..... Production number / / ..... ..... Name of the Trade Company / / ..... ..... Stamp of the Trade Company/ / ..... ..... Client Address/Phone # / / ..... ..... Date of Receiving/ / ..... ..... Defect / / ..... Signature, Stamp / , / ..... ..... <b>COUPON 1</b>	<b>Saturn®</b> Model / / ..... Production number / / ..... ..... Name of the Trade Company / / ..... ..... Stamp of the Trade Company/ / ..... ..... Client Address/Phone # / / ..... ..... Date of Receiving/ / ..... ..... Defect / / ..... Signature, Stamp / , / ..... ..... <b>COUPON 2</b>	<b>Saturn®</b> Model / / ..... Production number / / ..... ..... Name of the Trade Company / / ..... ..... Stamp of the Trade Company/ / ..... ..... Client Address/Phone # / / ..... ..... Date of Receiving/ / ..... ..... Defect / / ..... Signature, Stamp / , / ..... ..... <b>COUPON 3</b>
---	---	---