

Saturn[®]

Car **DVR**
ST-VDR0001



GB

Thank you for purchasing Car black box (DVR) from our company. In order that you could operate it correctly, please read this instruction manual carefully before using. This manual will provide you with details of our product, including operation instruction, matters need attention, specification and so on.

We hope that this product will meet your needs and long-term service to you.

Product picture and function

1. 2.0 inch LCD display
2. Lens
3. LED light
4. Speaker
5. Bracket hole
6. Photo resistance (infrared auto-detection)



7. USB Slot

8. AV output interface
9. Working indicator (Blue)/Charging indicator (Red)
- 10.11. Up/ Down button
12. MENU button
13. Battery cover
14. Microphone
15. TF card Slot
16. RESET button
17. OK button(record/camera)
18. Power/Mode switching button

Operate

A. Use built-in Polymer battery
Connects car charger, during charging the red indicator lamp is bright. When charging is completed the display window will show battery icon full.

B. Connect with Car Charger
After the car starts, the



product will automatical-

ly enter the video recording, then the product will charge while records. After the car power off, the product will work continually for 15 seconds then automatically close-down and save previous files.

Note: This machine can only use the car charger of output 5V!

Features

DVR with record / camera / playback functions, you can choose the modes you need.

A) Recording mode

Press the power button 【18】, then press the OK button 【17】 to open or connect car charger into the video mode and start recording (note: please insert TF card before use), then the screen bottom right of the hour figures 00: 00: 00 becomes red from white, recorded files are stored into the card, press the OK button 【17】 to stop recording, then red digital time becomes white.

B) Camera mode

Power on and press MODE button 【18】 to enter the camera mode, press OK button to take

pictures.

C) Preview mode

Power on and press MODE button 【18】 twice to enter the preview mode

Press Up/Down button 【10.11】 to select the folder preview, press the OK button into menu, and then press OK button to play/pause.

Delete function

Under the preview mode, press the MENU button 【12】 to enter delete interface, and then press OK button 【17】 into "single/ all / selection" interface (use up / down buttons to select the listed settings), finally press OK button to confirm, you can also choose "Thumbnail Display" and "preview playback volume" feature, and finally press OK button to confirm.

PC camera mode:

Press MENU button 【12】 to enter the USB mode, then press OK button 【17】 to enter the confirmation mode, it appears "network camera" "the disk driver". Through Up/ Down button 【10.11】 chooses "network camera", and

press OK button 【17】 to confirm and enters network camera mode, this product has special-purpose actuation software, it needs install the driver before connecting USB cable with computer.

Focus function

In camera mode or video mode, press the Up/Down button 【10.11】, the screen will display the focus multiples icon, then press "UP/ DOWN" button 【10.11】 to select the focus multiples (1 times to 8 times)

USB Mode

Connect your DVR with computer by USB cable, [My computer] occurs removable disk, and the files are stored at Removable Disk/DCIM/100 DSCIM. At the moment, the file of the product can be downloaded to the computer.

Setting the functions:

Turn on the product and press "Mode Switching" 【18】 to enter Camera mode, then press MENU" 【12】 to enter into Camera setting interface.

Select by "UP/ DOWN" button 【10.11】 for the following setting and confirm by "OK" 【17】. Then press "OK" button 【17】 again to exit after finished.

1. Resolution: VGA
1.3M 2M 3M 5M 8M
12M
2. Picture quality: fine,
standard, economy
3. Scene mode: Auto,
Sport, Night, Portrait,
Landscape, Backlight
4. EV: +1/3 +0.0 -
1/3 -2/3 -1.0 -4/3 -
5/3 -2.0 +2.0 +5/3
+4/3 +1.0 +2/3
5. White balance: Auto,
Daylight, Cloudy, Tung-
sten, Fluorescent
6. ISO: Auto 100 200
7. Color: Standard
Vivid Sepia Mono-
chrome
8. Saturation: High
Normal Low
9. Sharpness: Hard
Normal Soft
10. Preview: on/off
11. Time Stamp: Off,
Date & Time, Date only
12. Burst: on, off

Turn on the DVR and press MENU button 【12】 to enter into Video mode and select by Up/Down button 【10.11】, press OK button 【17】 enter into set-

ting interface, then select specific parameters by Up/Down button 【10.11】. Press OK button again to exit after finished.

- 1) DPI: HD VGA QVGA D1
- 2) Exposure Value: +1/3 +0.0 -1/3 -2/3 -1.0 -4/3 -5/3 -2.0 +2.0 +5/3 +4/3 +1.0 +2/3
- 3) White Balance: Auto/ Daylight/ Cloudy/ Tungsten Filament lamp/ Fluorescent lamp
- 4) Time Display: Close/Date/Date and Time (Under "Close" mode, the time don't be shown)
- 5) Motion Detection: Off/On
- 6) Continuous loop Video Recording: 3 minutes / 5 minutes / 10 minutes / 15 minutes
- 7) Flip Screen: OFF/ON
- 8) Night Vision: OFF/ON Under setting interface of Recording mode or Camera mode, press MENU button 【12】 again, DVR will enter the following settings, Press Up/Down button 【10.11】 to select the specific parameters, press OK button 【17】 to confirm exit.
- 1) Format: Cancel/Execute

- 2) Language: English/Simplified Chinese/ Traditional Chinese/ Japanese/ Russian/French/German/Italian/ Spanish/Portuguese and so on.
- 3) Auto power off: 1 minute, 3 minutes, 5 minutes, off
- 4) Restore default parameters: cancel/ execute (After select Execute, DVR will restore the default settings)
- 5) Frequency: 50Hz/60Hz
- 6) Format: PAL, NTSC
- 7) Time setting: off/set (Press the OK button 【17】 to enter setting, press the MENU button 【12】 again to enter the time and date settings, press Up/Down buttons 【10.11】 to adjust time, date, press the OK button 【17】 to enter the next setting, when all is set up, press the MENU 【12】 button to confirm and exit.) Note: Before set time, you can press Up/Down buttons 【10.11】 to select: [year/month/day], [day/month/ year] and [month/day/year]
- 8) USB functions: PC camera/Disk drive

Download files

- 1) Connect the product with computer by USB cable
- 2) [My computer] will occur removable disk,
- 3) The file is stored at Removable Disk/DCIM/100 DSCIM. At the moment, the file of the product can be downloaded to the computer.

Note

- 1) Please insert the TF card before recording.
 - 2) The product can select the recording mode, recycling recording, when the memory card is full, the camera will continue recording.
- Remark: At this point the old file is overwritten one by one, in order to avoid all the old files are removed, the camera provides 3 minutes/ 5 minutes/ 10 minutes/ 15 minutes as storage time.
- 3) When the polymer battery is in low power level, DVR screen will display "low battery" message, the DVR will automatically save the file and shut down after 20 seconds.
 - 4) When you need reset the DVR, press and hold RESET hole for 3 seconds

then release, DVR will automatically reset.

- 5) When recording, do not pull out the TF card, to prevent crashes.
- 6) With QGA resolution in recording, reaction in the preview will slowly

Specifications

Digital magnification	8
Video resolution	1280*720 640*480 320*240 720*480
File Format	Image : JPEG Video : AVI
White balance color effects	Auto Standard
Continuous loop recording	Support
Power off file recovery	Support
Motion detection function	Support
Year, month, day, hour, minute	Support
Carrier media	built-in SPI

	TF: 1GB-32GB
Multi-language support HDMI	English / Simplified Chinese / Traditional Chinese / Japanese / Russian / French / German / Italian / Spanish / Portuguese
	Support(optional)
TV formats	Support
USB function	1. Charge 2. Memory card 3. PC camera
Power	rechargeable polymer battery 3.7V 800mAh Car Charger 5V/800MA

Note: This machine can only use the car charger of output 5V

Note: Night lamp turned on, shooting objects with a reflective surface will have reflective, exposure. Please use with caution!

Operating Tips

The DVR is similar to a computer, in case not working, please follow these steps: find cylindrical objects less than Dia.1mm, press RESET hole, DVR will restart and work normally!

Accessories

- Manual
- Roof mount
- USB cable
- AV Cable
- Car Charger (including the adapter 12V/24V transfers to 5V)

ENVIRONMENT FRIENDLY DISPOSAL



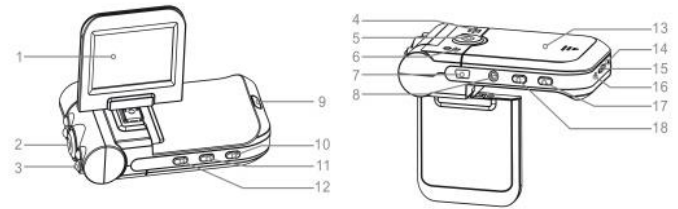
You can help protect the environment! Please remember to respect the local regulations: hand in the non-working electrical equipment to an appropriate waste disposal center. The manufacturer reserves the right to change the specification and design of goods.

RU

“Saturn”.

1,5

1,5



1. 2" LCD
- 2.
3. LED
- 4.
- 5.

6. ()
7. USB-
8. AV-
9. () / ()

10.11.	15	-	«OK»	-
« / »			.	
12.			【18】,	
13.			« »,	ME
14.			【12】,	
15.	TF-	5	USB,	
16.			«OK» 【17】	
17.	OK («	
18.	/)		» «	
/	/	/	».	
			« / »	
			【10.11】	
	A)		«	
			【10.11】,	
			«OK» 【17】	
			«OK»	
			«OK»	
			USB	
	(
	TF-		«ME » 【12】,	
)		【10.11】,	
	00: 00: 00		«OK» 【17】,	
			« / /	
			» (
			« / »	
	【17】,		«OK»	
			«OK»	
			USB	
)		«	
			«	
			»	
			USB	

(DCIM/100 DSCIM),

« »

« »

【12】

【10.11】

【17】.

« »

1. : VGA
1.3M 2M 3M 5M 8M
12M

2.

3.

4. EV: +1/3 +0.0 -1/3 -
2/3 -1.0 -4/3 -5/3 -
2.0 +2.0 +5/3 +4/3
+1.0 +2/3

5.

6. ISO: 100 200

7.

8.

9.

10.

11.

12.

« » 【12】

【10.11】.

« » 【17】.

« / »

【10.11】.

« ».

1) DPI: HD VGA QVGA
D1

2)

+1/3 +0.0 -1/3 -2/3 -
1.0 -4/3 -5/3 -2.0
+2.0 +5/3 +4/3 +1.0
+2/3

3)

4)

5)

6)

3 / 5 / 10
/ 15

7)

8)

» 【12】.

« / »

【10.11】.

« ».

1)

2)

8)

3)

4)

5) : 50Hz/60Hz
6) : PAL, NTSC
7)

«OK» 【17】.

» 【12】

« / » 【10.11】

【17】.

« » 【12】

« / » 【10.11】

], [/ -
], [/ -
]

8) USB:

- 1) -
- 2) []
- 3) /DCIM/100 DSCIM.

- 1) :
- 2) TF

- 3) / 5 / 15

« ».

	8
	1280*720 640*480 320*240 720*480
	: JPEG
	: AVI

- 4) - 20
- 5) TF
- 6) QGA

5

	SPI
	TF: 1GB-32GB
HDMI	
T	
USB	1. 2. 3.
	3,7 800 A
	5 /800MA



- USB
- AV

12 /24 (5)

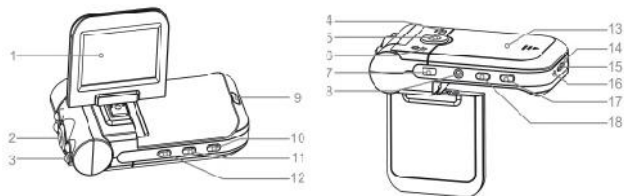
1,5

1,5

UA

! "Saturn".

- 1.2 "LCD
- 2.
- 3.LED
- 4.
- 5.
- 6.)
- 7.USB-
- 8.AV-
- 9. (
- ()/
- 10.11. «
- / »
- 12. « »
- 13.
- 14.
- 15. TF-
- 16. « »



- 17. «OK» (
- /)
- 18. «
- / »

15

5

【18】 , «OK»

【17】 ,

TF- (:

),

00: 00: 00

«OK» **【17】**, - « / », - (1
 «OK»), - 8).
 «OK» -
 « » -
 « K» -
【18】, - :
 « », «M » **【12】**,
 USB,
 «OK»
【17】 -
 « - » « -
 ».
【18】, « / » **【10.11】**
 « -
 »
 «OK» **【17】**
 / » **【10.11】**, « -
 -
 «OK»
 «OK» USB-
 «M » **【12】**, **【10.11】**, « / »
 «OK» **【17】**, « -
 « / / » « -
 (/ / » / »

USB
 USB
 (DCIM/100 DSCIM),
 :
 « -
 »
 « » **【12】**
 « / » **【10.11】**
 « » **【17】**
 « »
 1. :
 VGA 1.3M 2M 3M 5M 8M
 12M
 2. :
 :
 3. :
 :
 4. EV: +1/3 +0.0 -1/3 -
 2/3 -1.0 -4/3 -5/3 -
 2.0 +2.0 +5/3 +4/3
 +1.0 +2/3
 5. :
 :
 6. ISO: 100 200
 7. :
 :
 8. :
 9. :
 10. :
 11. : / /
 / : /
 12. :
 /
 « » **【12】**
 « / » **【10.11】**
 « » **【17】**
 « / » **【10.11】**
 « » **【17】**
 1) DPI: HD VGA QVGA
 D1
 2) :
 +1 / 3 +0.0 -1 / 3 -2 / 3
 -1.0 -4 / 3 -5 / 3 -2.0

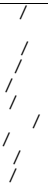
+2.0 +5 / 3 +4 / 3 +1.0
+2 / 3
3) : /
4) / : (/
« »)
5) / :
6) : 3 / 5 / 15
7) / :
8) / :
« » 【12】 ,
« / »
【10.11】 ,
« » ,
1) : /
2) : / / / / / / / /

3) : 1
, 3 , 5
4) / : (-
« » -
).
5) : 50Hz/60Hz
6) : PAL, NTSC
7) / :
«OK» 【17】 ,
« »
【12】 ,
« / » 【10.11】
«OK»
【17】 ,
« » 【12】
: :
/ » 【10.11】 «
: [/ / / / / / / /
], [/ / / / / / / /
8)])
USB:

1) / -
USB -
2)) / -
3) / -
/DCIM/100 DSCIM -
« 3 » -
5) / TF -
6) / QGA -
1) : -
2) TF -
/ 5 / 15
3) / -
« ».

20
-
-
-
-
-
-
5

	8
	1280*720 640*480 320*240 720*480
	: JPEG
	: AVI

	SPI
	TF: 1GB-32GB
HDMI	
T) (
USB	<ol style="list-style-type: none"> 1. 2. 3.
	3,7 800 A
	5 /800MA

) (

) (

 •

 • USB

 • AV

 •

 12 /24 (5)



INTERNATIONAL MANUFACTURER'S WARRANTY

The Warranty is provided for the period of 2 years or more if the Law on User Right of the country where the appliance was bought provides for a greater minimum warranty period.

All terms of warranty comply with to the Law on Protection of the Consumer Rights and are governed by the legislation of the country where the product was bought.

The warranty and free of charge repair are provided in any country where the product is delivered to by Saturn Home Appliances or authorized representative thereof, and where no restriction of import or other legal provisions interfere with rendering of warranty services and free of charge repair.

Cases uncovered by the warranty and free of charge repair:

1. Guarantee coupon is filled in improperly.
2. The product has become inoperable because of the Buyer's non-observance of the service regulations indicated in the instruction.
3. The product was used for professional, commercial or industrial purposes (except for the models, specially intended for this purpose that is indicated in the instruction).
4. The product has external mechanical damage or damage caused by penetration of the liquid inside, dust, insects and other foreign objects.
5. The product has damages caused by non-observance of the rules of power supply from batteries, mains or accumulators.
6. The product was exposed to opening, repair or modification of design by the persons, unauthorized to repair; independent cleaning of internal mechanisms etc. was made.
7. The product has natural wear of parts with limited service life, expendables etc.
8. The product has deposits of scale inside or outside of fire-bar elements, irrespective of used water quality.
9. The product has damages caused by effect of high (low) temperatures or fire on non-heat resistant parts of the product.
10. The product has damages of accessories and nozzles which are

included into the complete set of product shipment (filters, grids, bags, flasks, cups, covers, knives, sealing rings, graters, disks, plates, tubes, hoses, brushes, and also power cords, headphone cords etc.).

On the warranty service and repair, please contact the authorized service centers of "Saturn Home Appliances".

MEZINÁRODNÍ ZÁRUKA

Záruka se poskytuje na dobu 2 roky. V případě že Zákon na ochranu spotřebitele dané země nařizuje delší dobu, prodlužuje se záruka na tuto dobu.

Veškeré záruční podmínky odpovídají Zákonu o ochraně práv uživatele a jsou řízeny zákonodárstvím státu, kde byl výrobek koupen.

Záruka a bezplatná oprava se poskytují v každém státě, kam jsou výrobky dodané společností „Saturn Home Appliances“ nebo jejím zplnomocněným zástupcem a kde nejsou žádná omezení na dovoz nebo jiné právní předpisy omezující poskytnutí záručního servisu a bezplatné opravy.

Případy, na které se záruka a bezplatná oprava nevztahují

1. Záruka není list je vyplněn nesprávně.
2. Výrobek byl poškozen kvůli tomu, že zákazník nespůsobil pravidla použití, která jsou uvedena v návodu.
3. Výrobek byl používán k profesionálním, komerčním nebo průmyslovým účelům (kromě speciálně určených pro tyto účely, což je uvedeno v návodu).
4. Výrobek má vážnější mechanická poškození nebo poškození, vyvolaná tím, že se dovnitř dostala tekutina, prach, hmyz a jiné cizí předměty.
5. Výrobek má poškození, která jsou vyvolána nesprávným napájením od baterií, sítě nebo akumulátorů.
6. Výrobek rozebírali, opravovali nebo mohl jeho konstrukci lidé, kteří nebyli zplnomocněni k opravě, bylo provedeno samostatně i když vnitřní mechanismy a pod.

7. Výrobek má p irozené ebov ání díl s omezenou dobou použití,spot ebních materiál atd.

8. Výrobek má vrstvu usazeniny uvnit nebo zvenku termoelektrických oh íva , bez ohledu na kvalitu používané vody.

9. Výrobek má poškození, která jsou vyvolaná p sobením vysokých (nizkých) teplot nebo ohn na termonestabilní ásti výrobku.

10. Výrobek má poškozené p íslušenství a nástavce, které jsou dodané spolu s výrobkem (filtry, sí ky, sá ky, ba ky, mísy, víka, nože, šleha e, struhadla, kotou e, talí e, trubky, hadice, kartá e a také sí ové š ry, sluchátkové š ry atd.).

V otázkách záru ního servisu a oprav se obraeete na autorizovaná servisní st ediska společnosti „Saturn Home Appliances“.

RU

2

«Saturn Home Appliances»

1.
2.

26

3. ()
4.)
5. -
6. ; -
7. ,
8. ,
9. () -
10. () -
().

27

« Saturn Home Appliances » .

				-	L C D		
4	" "	8-988-993-37-78	+		+	+	+
18		8(8553)32-22-11 8-960-047-22-11	+	+	+	+	+
98	« »	8(86133)6-09-84, 8-918-215-57-75	+	+	+	+	+
48, 108	" - "	8(3955)67-00-44, 8(3955)56-61-77	+	+	+		+
109		8(86152)2-81-99	+	+	+	+	+
1, 12	« -29»	8(8182)44-15-55	+				
47	« »	8(8512)25-19-39 8(8512)25-12-00	+	+	+		

2	« »	8(8512)54-67-67, 8(8512)54-91-91		+		+	+
15	« »	8(85141)3-61-25	+	+	+	+	+
32		8-927-552-47-21, 8-937-122-13-99				+	+
113	« »	8(3852)63-94-02	+		+	+	+
9, 25		8-905-425-60-4-73	+	+	+		
37		8(8635)47-47-72, 8(8635)47-47-72	+	+	+	+	+
63	« »	8(86155)3-11-00, 8-918-980-64-75	+	+	+	+	+
84		8(86559)2-08-02, 8(86559)5-29-71	+	+	+	+	+
58	« »	8(8442)23-41-36, 8(937)717-93-34	+		+		
173	« »	8(8442)97-50-10, 8-960-883-59-00		+			

4		8(8442) 98-16- 47 8(8442) 53-06-04	+	+	+	+	+
	« »	8-961- 688-53- 48		+			
		8-927- 521-52- 00		+		+	+
		8-937- 722-68- 12				+	+
		8-937- 730-66- 03		+		+	+
158		8-904- 404-14- 55				+	+
C 12/15	«Master»	8-928- 126-63- 66		+		+	
77- 65	« »	8(937) 717-93- 36		+		+	
	« »	8(8172) 70-03- 45, 8(8172) 54-21-54		+		+	+

65							
1	« »	8(8172) 52-72-51		+		+	
46	" "	8(473) 260-09- 08, 8(473) 240-57- 73		+		+	+
140/1		8(87951) 6-47-93, 8-928- 654-28- 01				+	
48	« »	8-962- 655-20- 00		+	+	+	+
68	« »	8(8313) 21-14-14		+		+	
54	« »	8(8313) 20-93- 00, 8(8313) 20-92-94				+	
63	" "	8(84235) 2-86-59, 8(84235) 9-14-64		+		+	+
84	« »	8(86132) 2-11-71, 8(86132) 3-66-02		+	+	+	+
64	" "	8(343)24 0-26-60		+		+	
	/ " "	8(343) 201-51- 41, 8(343)34		+	+	+	+

.16		7-76-83					
	« »	8(47467) 4-12-08, 8(47467) 4-33-17	+		+		
.47							
	« »	8(4932) 335185, 8(4932) 335236	+	+	+	+	+
.45/6							
	« - »	8(3412) 30 79- 79, 8(3412)3 0-83-07	+		+	+	+
.4							
	« - »	8(3412) 78-76- 85, 8(3412) 78-06-64	+		+	+	+
.76							
	« - »	8(3412) 44-60- 40, 8(3412) 44-60-67		+			
7/1, 301, 307							
	« 7 (» « »)	8(86545) 2-74-74		+			
	« »	8(8362) 24-11- 24, 8(8362) 25-55-40	+	+	+	+	
.24							
	« »	8(39520) 65-04- 95, 8(39520) 93-16-56	+		+	+	
.20							
	“ ”	8(3952) 42-55- 76, 8(3952)	+		+		

.24		78-15-83					
	« »	8(843) 248-71- 17, 8(843) 258-85- 65	+		+		
.38							
	« »	8 (4842) 54-82- 22, 8 (4842) 54-83-33	+	+	+	+	+
25, .47							
		8(3439) 39-95- 20, 8(34399) 34-74-40	+	+	+	+	+
.33							
		8(3842) 35-39-67	+			+	
53/2							
	« »	8(8332) 56-25- 95, 8(8332) 54-70-77	+		+	+	
.42							
		8-988- 548-24- 36	+	+	+		
.9							
	« »	8(4942) 300107, 8(4942) 300107	+		+	+	+
.5							
		8(86142) 4-43-59	+	+	+	+	+
.2,							

103,3		8(861) 267-50-88	+	+	+	+	+
103,55	« - - »	8(861) 222-64-13, 8(861) 222-85-55, 8-905-408-08-38	+	+	+	+	+
42/2		8-918-041-31-04, 8(86131) 71-2-72		+			+
116		8(86164) 7-01-22		+			
57	" "	8(86145) 3-78-74	+	+	+	+	+
25	« »	8(86164) 65-4-95, 8-918-355-81-70	+	+		+	+
1		8(86153) 4-16-70		+			

168	" "	8(86151) 4-33-54, 8-918-464-00-86	+	+		+	+
1	« »	8(3912) 93-54-33, 8(3912) 94-52-82	+	+	+	+	+
36-37-	« +»	8 (4712) 50-85-90, 8 (4712) 35-04-91	+	+	+	+	
2	« »	8 (86169) 7-39-99, 8(86169) 7-24-96	+	+	+	+	+
66	" "	8(4742) 33-45-65, 8(4742) 33-45-95	+	+	+	+	+
29	« »	8 (8772) 52-36-90	+	+	+	+	
25	« »	8 (8772) 55-62-38		+			+
20	« »	8(8722) 93-30-73	+	+	+	+	+
	« »	8(86385) 2-33-26 8-960-458-07-11	+	+		+	+

11							
16	« »	8(499) 340-29- 89, 8 (499) 733-25- 00		+			
1534	« »	8(499) 717-82- 07, 8(499) 717-82- 12	+		+	+	+
3	« »	8(495) 721-30- 70, 8(499) 168-05- 19 8(499) 168-47- 15	+		+	+	+
20 (30/05)	« »	8(8552) 359002, 8(8522) 359042	+		+	+	
24	" "	8(8662) 42-04-30 8(8662) 42-12-21	+		+	+	
55	« »	8(86554) 5-59-77, 8(86554) 3-67-57	+		+	+	+
9	« »	8(8555) 48-08- 80, 8- 917-906- 60-06	+		+	+	+
21	« »	8(831) 229-63- 66, 8(831) 229-60- 87	+		+	+	

18	« »	8(831) 46-18- 848		+			+
6	« »	8(831) 46-18- 848		+			+
18	« »	8(3843) 20-31-33	+			+	+
14	« »	8(8617) 63-11- 15, 8(8617) 63-03-95	+		+	+	+
17	" "	8(383)27 4-99-33, 8(383) 274-99- 45	+			+	
24		8(86369) 3-74-75, 8-928- 609-35- 85	+		+	+	
4		8(3532) 36-87-94	+			+	+
16	« »	8(3532) 77-67- 64, 8(3532) 78-15-82	+		+	+	+
130	" "	8(3812)3 6-42-02	+			+	+
2	« »	8(3537) 33-84- 43, 8(3537) 35-13-18	+		+	+	+
2	« »	8(8412) 26-09- 60, 8(8412) 26-12-29	+			+	+

3.	« - »	8 (342) 221-40- 99	+	+	+	+	+
.11	« - »	8(8142) 78-06- 93, 8(8142) 70-65-48	+		+		
.11	« »	8 (8112)- 53-86- 30, 8 (8112)- 53-86-50	+		+		
.12		8(793) 31-84-16	+	+	+	+	+
5- .13	" "	8(8793) 98-70-11	+	+	+	+	+
.148		8(47396) 48-911	+	+	+	+	+
.37	« »	8(863) 250-47- 77	+		+		
.50- .1/52, 55	« »	8 (863) 21-92- 112, 8- 800-100- 51-52	+	+	+	+	+

11 /17		8-906- 453-35- 81	+		+		
.12	« »	8(4855) 22-04- 77, 8(4855) 25-38-60	+	+	+	+	+
.14	" "	8(86370) 2-19-50	+	+	+	+	+
.12	" "	8(4855) 22-04- 77, 8(4855) 25-38-60	+	+	+	+	+
.21	« »	8(4855) 24-31-21	+	+	+	+	+
14, 1	« - »	8(4912) 76-88- 01, 8(4912) 40-30-30	+	+	+	+	+
42" "	« - »	8(4912) 41-33- 02,	+	+	+	+	+
.52, 8, 9		8(846) 931-85- 46	+	+	+	+	
.63	" - "	8(846) 379-54- 54	+	+	+	+	+

2/2	" -	8(86196) 7-20-53	+	+	+	+	+
48	« +»	8(8482) 22-72-41, 8(8482) 22-71-85, 8(8482) 61-65-64	+	+	+	+	+
58	« -2»	8(3822) 56-23-35, 8(3822) 48-08-80	+		+		
137	« - »	8(4872) 31-12-57	+	+	+	+	+
55	" "	8(3452) 47-35-69	+		+	+	+
28	« »	8(3012) 21-89-63	+		+	+	+
18, 18, 2	« »	8(8422) 31-00-00	+	+	+	+	+
16/7	« »	8(8422)7 3-44-22, 8(8422) 73-29-19	+	+		+	+
378	« - »	8(87875) 7-44-82	+	+	+		

148	« - »	8(3472) 77-12-62	+		+		
153, 42, 7	« »	8(347) 279-90-70, 8(347) 241-62-02					+
15	" - -	8(86391) 2-18-06	+			+	
36	« » -	8(8352) 62-30-97, 8(4942) 63-20-98	+			+	
102 ()		8(351) 772-72-05, 8(351) 772-73-66, 8(351) 772-69-01	+	+	+	+	+
8 ()		8(351) 239-39-34, 8(351) 239-39-35	+	+	+	+	+

18	« »	8(8202) 54-31-88	+		+	+	+
340"	« »	8(8782) 27-30-60, 8(8782) 27-70-77	+	+	+	+	+
48, 11	" "	8(8782)2 5-04-66, 8(8782)2 5-19-15	+	+	+	+	+
1		8-904- 345-83- 18	+	+	+	+	+
3- 21	« »	8 (84722) 9-52-07, 8-937- 469-52- 07	+	+	+	+	+
57	« »	8(8453) 55-80- 89, 8- 964-848- 45-06	+		+	+	+
12	« »	8 (4852) 25-94-83	+		+		

2

«Saturn Home Appliances»

- 1.
- 2.
- 3.
4. ()
- 5.
- 6.
- 7.
- 8.
9. ()
10. ()

Home Appliances»

« Saturn

				/	-	-
1	36	Hi-Fi	(064) 424- 89-50	+	+	+

2	.14		(065)632 21 83, 050-904- 57-17	+	+	+
3	66		062744- 60-38(39)	+	+	+
4	,49	-	(04563) 633-19	-	+	-
5	.50- ,82	-	(045) 63- 68-413	+	+	+
6	,57		(041) 43- 406-36	+	+	-
7	,43	" "	(0314 1) 43-432	+	+	+
8	.3, ,8	-	(044) 332- 01-67	+	+	+
9	42	-	(0432) 46- 50-01	+	+	-
10	61		(0432) 61- 95-73	+	+	+
11	.16	-	(0432) 464393; (0432) 468213	+	+	+
12	3		(0432) 64- 24-57, (0432) 64- 26-22	+	+	+
13	,1		(0432) 509-191, 579-191	+	+	+
14	68, 1 ,420		(0562) 337-574	+	+	+

15	.17 ,130		(056) 778- 63-25 (28)	+	+	+
16	,59		(0562) 35- 04-09	+	+	+
17	,118		(0562) 67- 60-44	+	+	+
18	,41		(056) 790- 04-60	+	+	+
19	9		(068) 851- 33-33	+	+	+
20	,188		(062) 3450607 09532044 51	+	+	+
21	,129	-	(062) 349- 26-81	+	+	+
22	,1	-	(062) 3027569 (066)5082 652	+	+	+
23	,8	" "	(0412) 471-568	+	+	-
24	.222 ,4		(067) 410 2198	+	+	+
25	,24	C	(0412) 47- 07-42, 42- 11-53	+	+	-

26	50	-	(061) 220-97-65 (64)	+	+	+
27	175		(061) 701-65-96	+	+	+
28	83	-	(061) 212-03-03	+	+	+
29	75		066-085-75-39	+	+	+
30	19		(0342) 559-525, 750-777	+	+	+
31	14		(0342) 754737	+	+	-
32	9	-	096-729-4038, 067-484-9888	+	+	+
33	76		(04597) 57393	+	+	-
34	161	-	(04736) 629-49	+	+	+
35	1	-	(044) 591-11-90	+	+	+
36	1	" "	(044) 4269198	+	+	-
37	9 57	-	(044) 369-5001 (063) 486-6999	+	+	+

38	10		(06272) 2-62-23, (050) 279-68-16	+	+	+
39	1	" "	(0522) 301-456	+	+	+
40	2		(0522) 35-79-23	+	+	+
41	98	-	(0522) 270-345, 349-585	+	+	+
42	13		(097) 264-21-67, 776-67-70	+	+	+
43	3, 5	" "	(04142) 5-05-04	+	+	+
44	15-106		(06264) 5-93-89	+	+	+
45	7		(050) 526-06-68	+	+	+
46	1, 44		(05366) 39-192	+	+	-
47	42		(056) 401-33-56, 404-00-80, 474-61-03	+	+	+
48	9		(056) 4092302 03	+	+	+
49	64/7		(0564) 40-07-79	+	+	+

50	73	" "	(056) 440-07-64	+	+	+
51	, 81		(050) 214-91-73; (066) 017-02-03	+	+	+
52	49	-	(0642) 505-783	+	+	+
53	, 50		(0642)50-57-83	+	+	+
54	96		(0642) 494-217, 33-11-86	+	+	+
55	, 1	-	(0332)290752	+	+	+
56	15		(032) 244-53-44	+	+	+
57	, 35	" "	(032) 2973631	+	+	+
58	, 2		(032) 247-14-99	+	+	+
59	, 116	" "	(032) 245-80-52	+	+	-
60	28		(032) 239-51-52 (032) 239-55-77, 295-50-28, 295-50-29	+	+	+
61	9	" "	032-267-63-26	+	+	-

62	, 242		(062)322-55-50	+	+	+
63	2	-	04337-64847;0432-468213	+	+	+
64	24/1		(099) 262-11-18	+	+	+
65	46		(03131)37-337, 37-336	+	+	-
66	. 50, 32/18		(0629) 41-06-50	+	+	+
67	227	" "	(0629) 473-000	+	+	+
68	, 33,	" "	(0512) 580-555	+	+	+
69	49	" "	0512-58-21-80	+	+	+
70	, 2		(0512) 58-06-47	+	+	+
71	, 62	-	(05662) 22-488, (097) 402-71-95	+	+	-

72	2, 97,	" "	(05662) 4-15-03	+	+	-
73	38		(055) 497- 26-17	+	+	-
74	38	" "	(041)4152 010	+	+	-
75	66 (2)		048- 7317704; 7317703;	+	+	+
76	90		(048) 700 17/37	+	+	+
77	55	" "	(048) 715- 10-25, (0482) 39- 06-18	+	+	+
78	67	" "	8(05632) 6-15-54, (05632) 6- 23-42	+	+	-
79	26		050-013- 72-17, 0532- 509889	+	+	+
80	14		(0532) 69- 42-62	+	+	+
81	21	-	(0532) 69- 09-46 (093)562- 81-25	+	+	+
82	66		(0532)615 -621	+	+	+

83	371	-	(04637)53 -982 (093)753- 38-28	+	+	+
84	101/1		(046) 3738595	+	+	+
85	12	-	(0362) 26- 67-53,26- 65-85	+	+	-
86	26		(0692) 55- 56-43, 45- 36-99	+	+	+
87	72	-	(0652)- 69-07-78	+	+	+
88	17/1	" - "	(0652) 522-771	+	+	+
89	32	-	(04733)- 46-182	+	+	-
90	15		(06444)40 289	+	+	+
91	171 /10	-	(245) 53- 136	+	+	+
92	19		(0542) 705-296	+	+	-
93	17	SLT- Service	(0542) 78- 10-13	+	+	+
94	2	" "	(0352) 26- 30-13, 23- 17-97	+	+	-

95	1/24	" "	(047) 44-46-614, (047) 44-46-134	+	+	+
96	101		(0312) 661-297	+	+	+
97	12		(057) 717-13-39, 702-16-20	+	+	+
98	3		(057) 734-97-24, 712-51-81	+	+	-
99	(18 42)	" "	(096) 595-37-46	+	+	+
100	1		(03142) 42-258	+	+	+
101	5		(0552) 29-60-42	+	+	+
102	28		(0552) 43-40-33	+	+	+
103	35		(0552) 420-235	-	-	+
104	18		(0382) 78-37-55, 78-37-73	+	+	+
105	10/1	-	(0382) 723-241, 723-240	+	+	+
106	63		097-549-20-36	+	+	+

107	7, 301		0472-633-728	+	+	+
108	71		(0472) 435-389	+	+	+
109	146, 102	" "	(0472) 563-478, 500-354, (096) 505-63-63	+	+	+
110	77-1		(0462) 601585	+	+	+
111	6		(0462) 724872, 724949	+	+	+
112	105		(0372) 55-48-69, 90-13-11	+	+	+
113	265		(0372) 58-43-01	+	+	+
114	3	" "	(050) 373-73-71	+	+	+
115	5	()	(050) 324-43-01	+	+	-

WARRANTY COUPON

When purchasing the product,
please require its checking before you;

BE SURE

that the goods sold to you, are functional and complete
and that the warranty coupon is filled in correctly.

This warranty coupon confirms the absence of any defects in the product you purchased and provides for free of charge repair of the product failed through the fault of the manufacturer throughout the period of warranty service and free of charge repair.

Failing the presentation of this coupon, in case of its improper filling in, infringement of factory seals (if any), and also in cases indicated in the warranty obligations, the claims are not accepted, and no warranty service and free of charge repair is made!

The warranty coupon is valid only in the original copy with the stamp of trading organization, signature of the seller, date of sale and signature of the buyer.

RU

CZ

ZÁRUČNÍ LIST

Při koupi výrobku
žádejte o jeho vyzkoušení ve Vaší přítomnosti,
P E S V D T E S E

že Vám prodaný výrobek je dobře fungující a kompletní
a že záruční list je vyplněn správně.

Tento záruční list potvrzuje, že na Vámi koupeném výrobku nejsou žádné vady a zajišťuje bezplatnou opravu nefungujícího přístroje z viny výrobce, během celé záruční doby.

Bez předložení tohoto listu, při jeho nesprávném vyplnění, porušení plomb výrobce (jsou-li na výrobku) a také v případech, které jsou uvedené v záručním listě, nároky se nepřijímají a záruční oprava se neprovádí!

Záruční list je platný jenom jako originál s razítkem obchodní organizace, podpisem prodávajícího, termínem prodeje a podpisem zákazníka.

UA

WARRANTY COUPON

ZÁRUČNÍ LIST

SATURN HOME APPLIANCES S.R.O. KONVOVA 141, 13083
PRAHA 3 – ŽIŽKOV, ČESKÁ REPUBLIKA, TEL: + 4202/ 67 108 392

Model /

Production number / Výrobní číslo /

Date of sell / Termín prodeje /

Shop stamp / Razítko obchodu /

Seller's signature / Podpis prodávatele /

Buyer's signature confirming the acquaintance and consent with terms of free of charge maintenance service of the product, and absence of the complaints on appearance and color of the product.

Podpis zákazníka, potvrzující seznámení a souhlas s podmínkami bezplatného záručního servisu výrobku, a také neexistence nároků na vzhled a barvu výrobku.

Saturn

Model / Артикул / Артикул.....
 Production number / Производственный номер / Выпускной номер.....

Name of the Trade Company / Наименование торговой организации / Название торговой.....

Stamp of the Trade Company / Место печати торговой организации / Место печати торговой организации.....

Client Address/Phone # / Адрес/телефон клиента / Адрес / телефон клиента.....

Date of Receipt/Дата приема/Дата приемки.....

Defect / дефект / дефект.....

Signature, Stamp / Подпись, печать / Подпись, печать.....

СЕРИЯ 1

Saturn

Model / Артикул / Артикул.....
 Production number / Производственный номер / Выпускной номер.....

Name of the Trade Company / Наименование торговой организации / Название торговой.....

Stamp of the Trade Company/Место печати торговой организации / Место печати торговой организации.....

Client Address/Phone # / Адрес/телефон клиента / Адрес / телефон клиента.....

Date of Receipt/Дата приема/Дата приемки.....

Defect / дефект / дефект.....

Signature, Stamp / Подпись, печать / Подпись, печать.....

СЕРИЯ 2

Saturn

Model / Артикул / Артикул.....
 Production number / Производственный номер / Выпускной номер.....

Name of the Trade Company / Наименование торговой организации / Название торговой.....

Stamp of the Trade Company/Место печати торговой организации / Место печати торговой организации.....

Client Address/Phone # / Адрес/телефон клиента / Адрес / телефон клиента.....

Date of Receipt/Дата приема/Дата приемки.....

Defect / дефект / дефект.....

Signature, Stamp / Подпись, печать / Подпись, печать.....

СЕРИЯ 3